



“Role of the Coordination Group in the Development of Africa”

9 June 2015

Maputo, Mozambique



Presentation Contents

Members of the Coordination Group

Coordination Mechanisms

Type of Development Financing

Features of CG's Development Financing

Adopted Principles

Common Modalities

Accomplishments

Members of the Coordination Group

4 Bilateral Institutions

6 Multilateral Institutions



Abu Dhabi Fund for Development (ADFD)
www.adfd.ae



Kuwait Fund for Arab Economic Development (KFAED)
www.kuwait-fund.org



Arab Gulf Programme for Development (AGFUND)
www.agfund.org



Arab Monetary Fund (AMF)
www.amf.org.ae



Arab Fund for Economic and Social Development (AFESD)
www.arabfund.org



Qatar Development Fund (QDF)



Saudi Fund for Development (SFD)
www.sfd.gov.sa



Arab Bank for Economic Development in Africa (BADEA)
www.badea.org

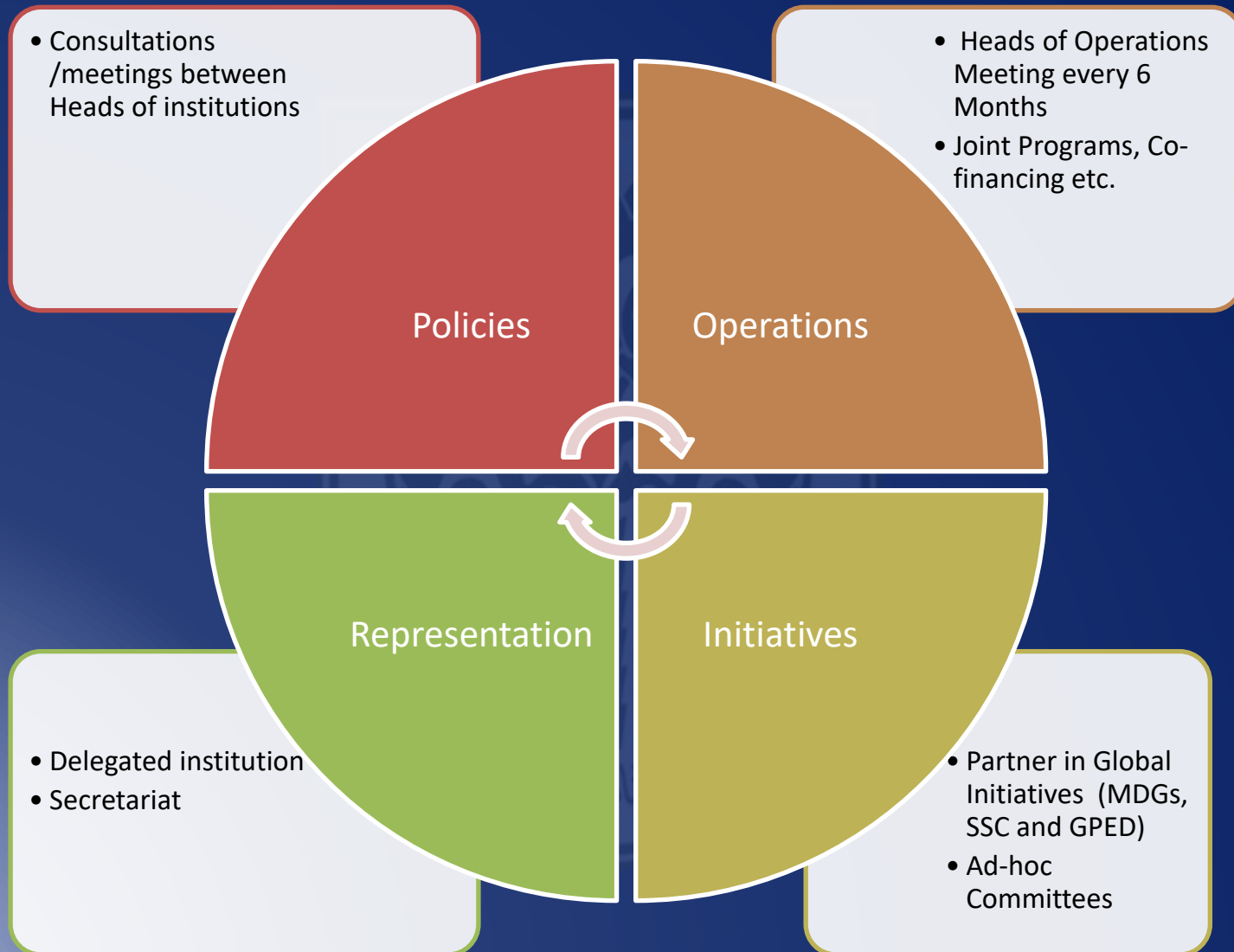


Islamic Development Bank (IsDB)
www.isdb.org



OPEC Fund for International Development (OFID)
www.ofid.org

Coordination Mechanisms



Type of Development Financing

Private Sector
(Loans/Equity)

Public Sector

Coordination
Group

Trade Financing
(Loans/Guarantees)

Technical Assistance and
Grants

Features of CG's Development Financing



Adopted Principles

Country Owned Development Programs

Transparent in Financing and Project Implementation

Partner in Country's Development

South – South Cooperation

Common Modalities

Common Policies

Shared Documents and Forms

Joint Operations-Programs

Consultative Meetings with the Recipient Countries

Aid Sustainability

Highlight of Coordination Group Financing -2014

- Commitments in 2014: \$15.95 Billion
 - 629 Operations
 - 90 Developing Countries

A) 152 Loan Operations US\$ 4.1 Billion

B) 261 Technical Assistance Operations US\$ 124.7 Million

C) 114 Other Modes of IsDB US\$ 5.5 Billion

D) 73 Trade Finance US\$ 5.0 Billion

E) 26 Private Sector US\$ 407 Million

F) 3 Balance of Payment Support US\$ 762 Million

Highlight of Coordination Group Financing in Africa - 2014

- Commitments for Africa in 2014: \$7.6 Billion
 - 270 Operations
 - 41 Developing Countries

A) 104 Loan Operations US\$ 2.4 Billion

B) 79 Technical Assistance Operations US\$ 49 Million

C) 44 Other Modes of IsDB US\$ 3 Billion

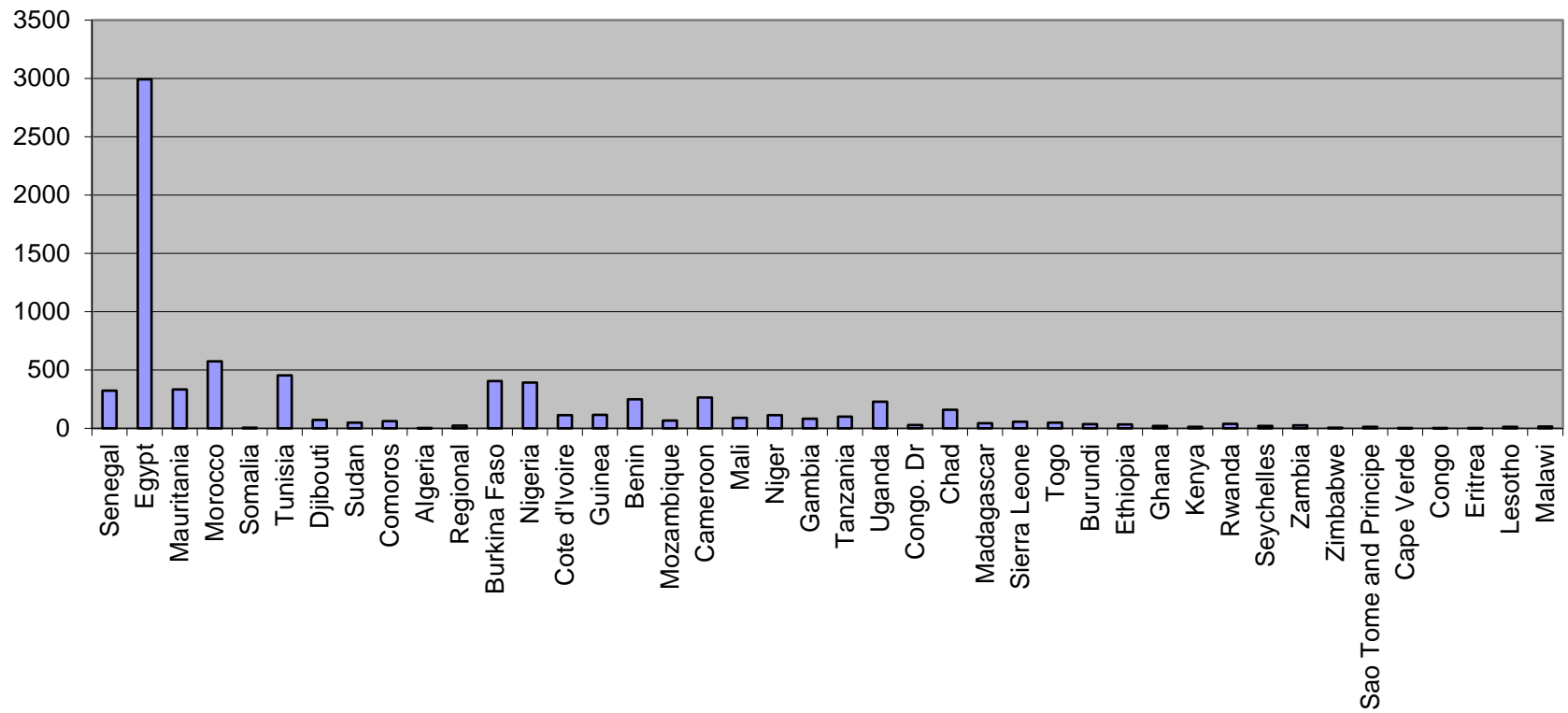
D) 34 Trade Finance US\$ 1.9 Billion

E) 8 Private Sector US\$ 174 Million

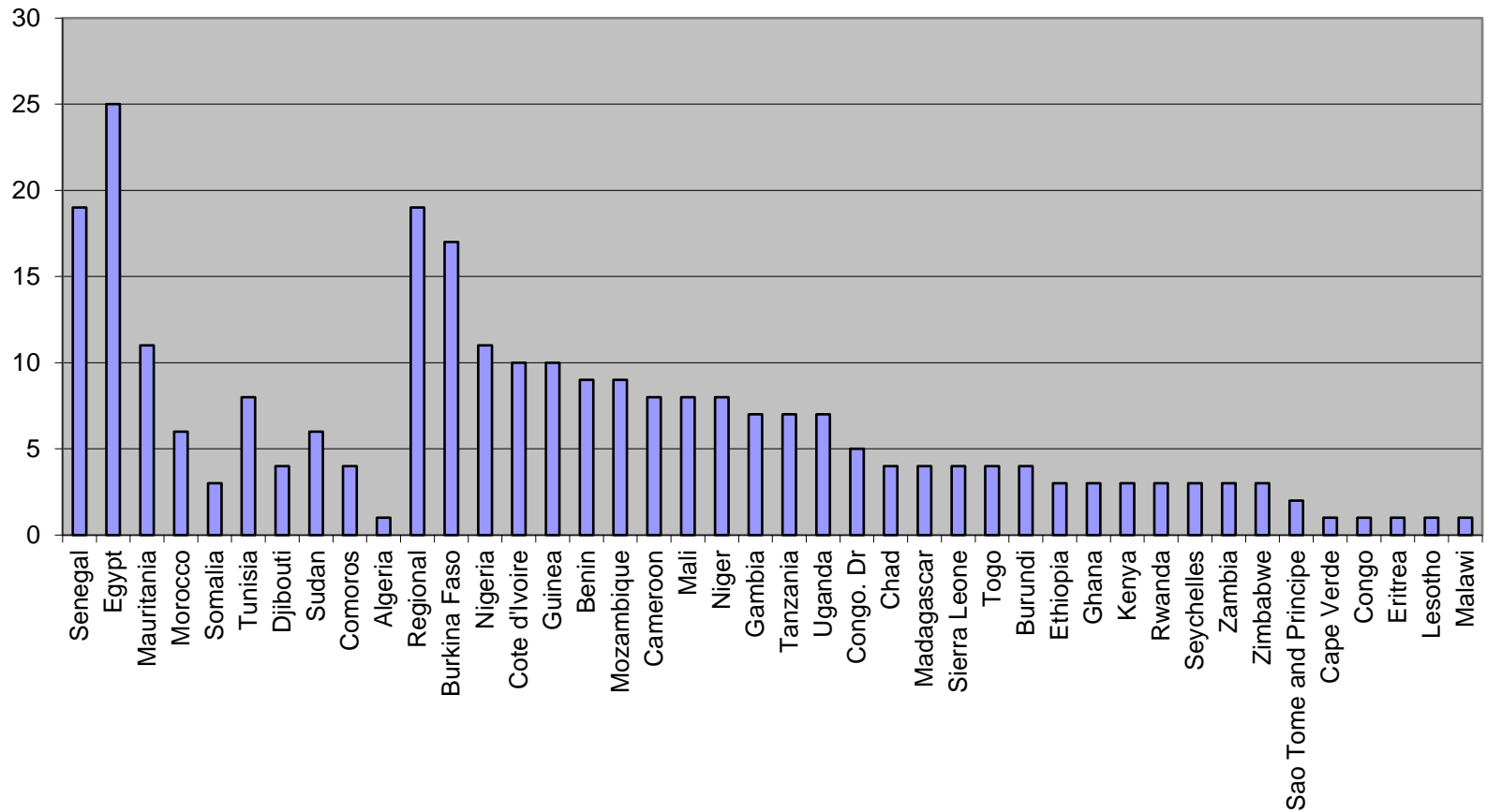
F) 1 Balance of Payment Support US\$ 93 Million

Financing in African by Countries - 2014

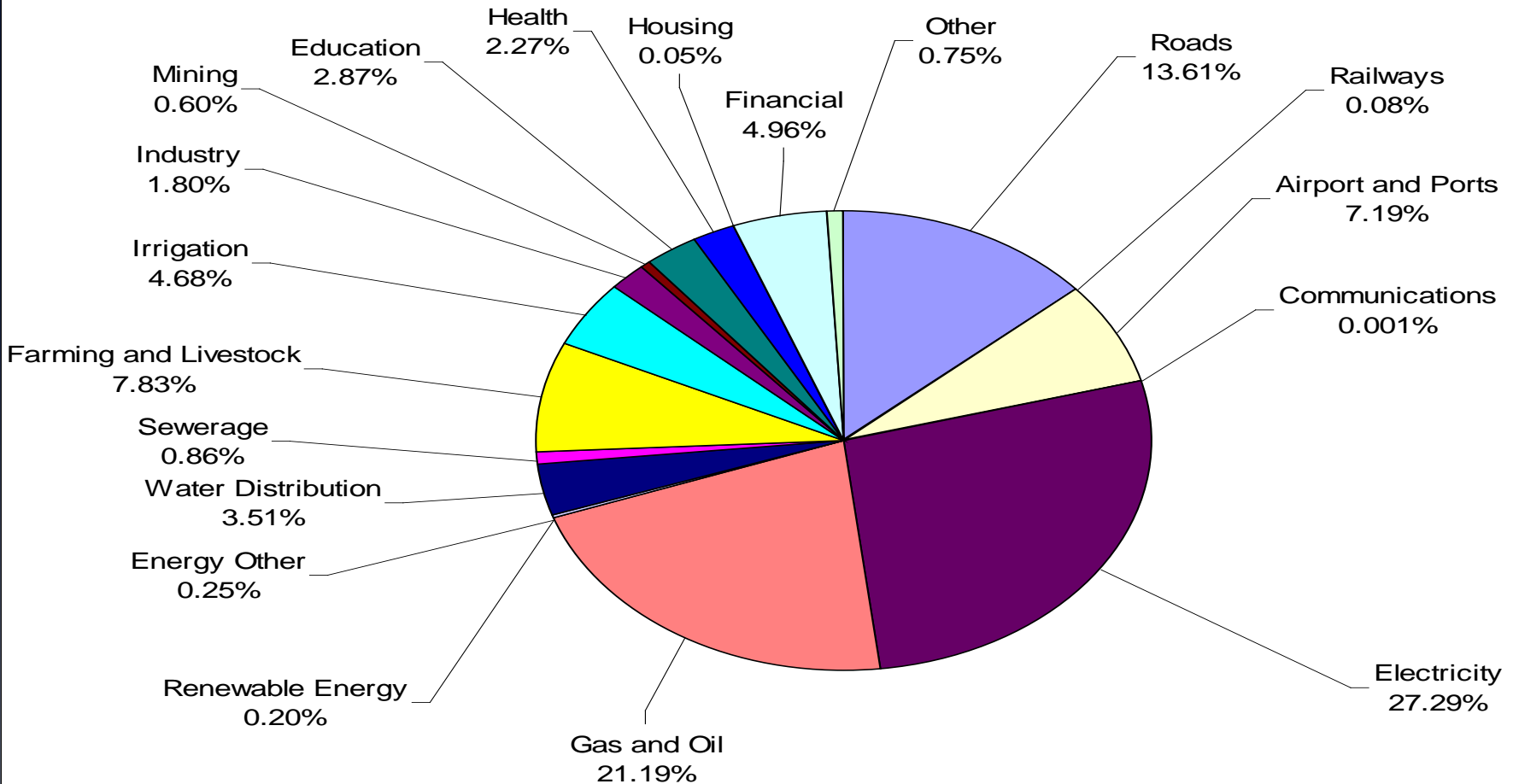
(US\$ Millions)



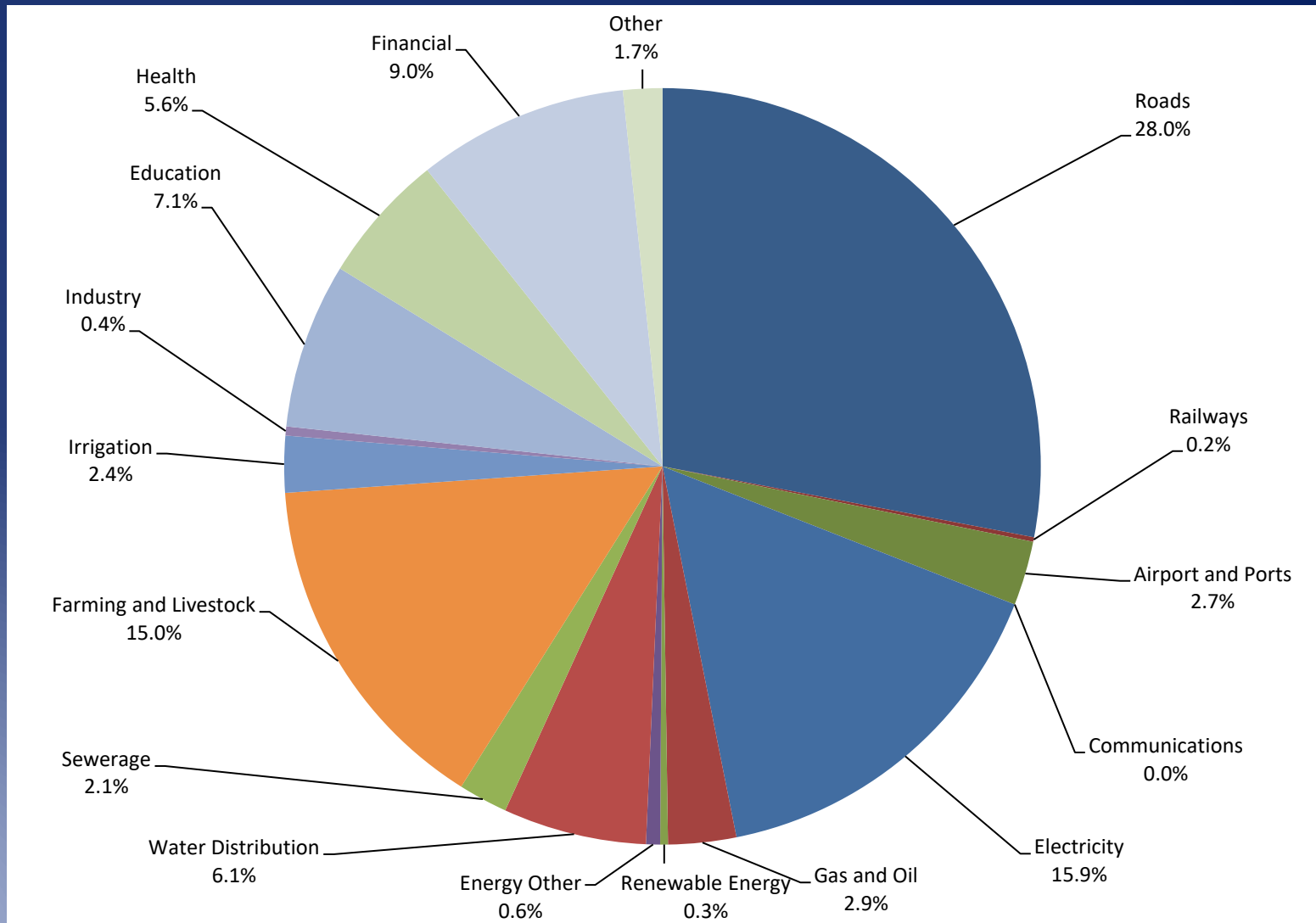
Number of Operations in African Countries - 2014



Sectoral Distribution of Operations in Africa - 2014



Sectoral Distribution of Operations in Sub-Saharan African Countries -2014





THANK YOU